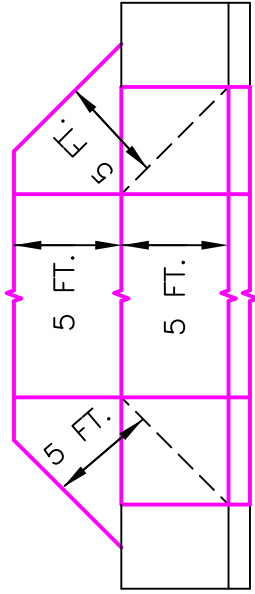
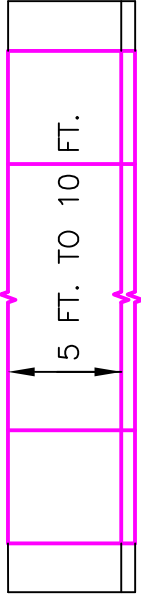


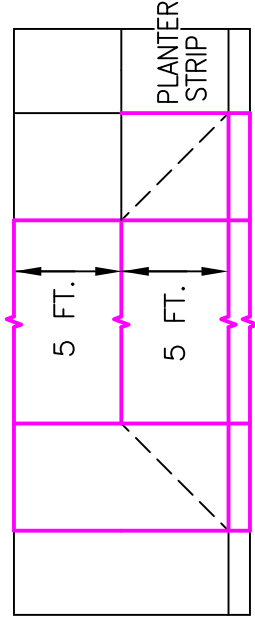
--- CHANGE OF SLOPE  
 --- CONTROL JOINTS  
 (ON 5 FT. CENTERS)



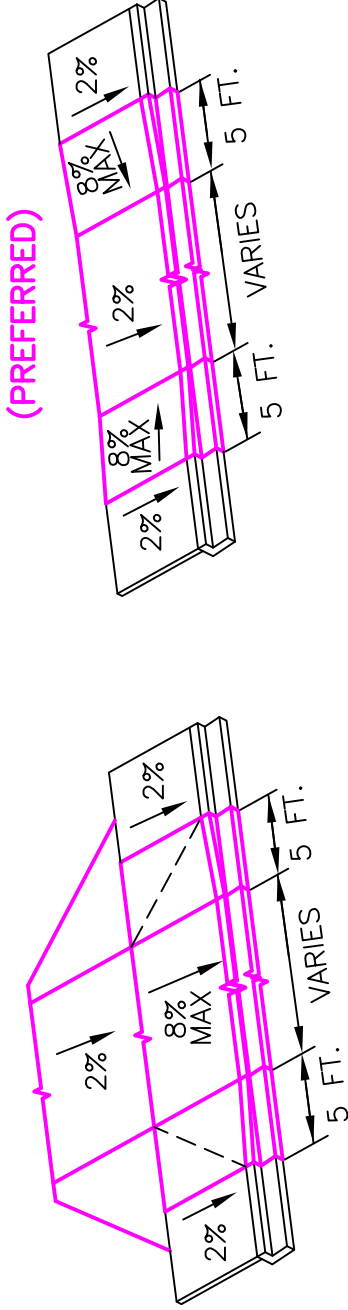
**OPTION A**



**OPTION B  
 (PREFERRED)**



**OPTION C**



**NOTES:**

1. ALL JOINTS SHALL BE CLEAN & EDGED. TRANSVERSE DRIVEWAY JOINTS SHALL BE AS SHOWN OR AS DIRECTED BY THE PUBLIC WORKS DIRECTOR.
2. TWO INCHES OF CRUSHED ROCK TOP COURSE MAINTENANCE ROCK REQUIRED UNDER ALL CONCRETE.
3. A CLEAR CURING AGENT SHALL BE APPLIED TO ALL EXPOSED SURFACES IMMEDIATELY AFTER BROOMING SURFACE.
4. MAXIMUM OF TWO DRIVEWAYS PERMITTED PER RESIDENCE OR ONE BUSINESS, UNLESS APPROVED IN WRITING BY THE PUBLIC WORKS DIRECTOR.
5. WHERE DRIVEWAY EXCEEDS 50 FEET IN WIDTH FROM TOP OF TAPER TO TOP OF TAPER AN EXPANSION JOINT SHALL BE PLACED ON CENTERLINE OF DRIVEWAY.
6. CONCRETE SHALL BE 6 INCHES THICK IN DRIVEWAY FROM TOP OF TAPER TO TOP OF TAPER.
7. DRIVEWAYS SHALL BE BROOM FINISHED PERPENDICULAR TO THE ROADWAY.
8. THE SETBACKS WILL BE MEASURED FROM THE FRONT FACE OF THE EXISTING OR PROJECTED CURB.
9. ALL CONSTRUCTION AND MATERIALS SHALL MEET THE SPECIFICATIONS AND BE APPROVED BY THE CITY OF EPHRATA.

**DRIVEWAY SEPARATION**

|   | PRIMARY STREET | SECONDARY STREET | COMMERCIAL TERTIARY COLLECTOR | RESIDENTIAL TERTIARY COLLECTOR | RESIDENTIAL STREET |
|---|----------------|------------------|-------------------------------|--------------------------------|--------------------|
| DISTANCE FROM STREET RIGHT-OF-WAY AT INTERSECTION | 100 FT.        | 75 FT.           | 50 FT.                        | 30 FT.                         | 30 FT.             |
| DISTANCE FROM INTERIOR LOT LINES                  | 30 FT.         | 20 FT.           | 20 FT.                        | 5 FT.                          | 5 FT.              |
| SEPARATION BETWEEN DRIVEWAYS ON ONE LOT           | 100 FT.        | 75 FT.           | 60 FT.                        | 10 FT.                         | 10 FT.             |

**DRIVEWAY WIDTH**

RESIDENTIAL - 10 FT. MIN.  
 30 FT. MAX.  
 OTHER - 40 FT. MAX.

**CEMENT CONCRETE DRIVEWAY**

EPHRATA PUBLIC WORKS DEPARTMENT

CITY OF EPHRATA



GRANT COUNTY

WASHINGTON

DRAWN  
 CHECK  
 SCALE NTS  
 DATE 10/03/08

DATE REVISION BY